

WORKSHOPS BY LOCAL AND REGIONAL INSTRUCTORS

COTTON THEORY JACKET

All levels

The next generation of *Cotton Theory* projects includes wearables! Whether you've fallen in love with this technique or never attempted it before, you can create a *Cotton Theory* jacket. This raglan sleeve, reversible project will be quilted, then assembled with folded, dimensional seams. Student brings fabric, thread and sewing machine. A pattern fee (TBD) is payable to the instructor in class. *Cotton Theory* batting will also be available for purchase in class. Jackets will be cut so adjustments can be made as needed for a perfect fit.

Instructor: Sue Wilson, min 8, max 16

Saturday & Sunday, February 13 and 14, 2010, 9:30 a.m. to 4:30 p.m.,

Fee \$58

CHEATER BEADING

All levels

Create fanciful beaded appliquéés with “cheater beading.” Choose from already printed fabric as a base to embellish a design and color it with beads using simple bead embroidery stitches. These beaded motifs can then be appliquééd to a quilt block, clothing, purse or other item. A kit fee of \$12 is payable to the instructor and includes choice of fabric motifs, beading needles, nymo thread, work surface and assortment of seed beads, bugles and sequins for your project.

Instructor: Mary Ann Weber, min 8 max 16

Wednesday, February 17, 2010, 1:30 p.m. to 4:30 p.m., Fee \$20



BEAD A LITTLE CRAZY

All levels—Hand work

Embroider your crazy patch quilt pieces with beads and sequins instead of threads. You will learn 8-12 different stitches that you can then modify to do more. Stitches will be based on the book, *Embeadery* by Margaret Ball. Though not required, instructor will have book available for purchase. Preclass construction of crazy quilt block unit required, instructions on supply list.



Instructor: Mary Ann Weber, min 8 max 16

Thursday, February 18, 2010, 9:30 a.m. to 4:30 p.m., Fee \$34

HUNTERS STAR

Advanced Beginner to Intermediate

Make the traditional *Hunters Star*, an eight point star, with strip piecing using Deb Tucker's patented technique (no set-in seams or "Y" seams to deal with). Each student will learn to use the *Rapid Fire Hunter's Star* ruler to quickly and efficiently cut the necessary pieces for this 39"x39" wall hanging/ table topper. In addition strip piecing techniques will allow most students to complete the blocks for this project during class time. Fast, fun and endless possibilities. *Rapid Fire Hunter's Star* ruler is required and may be purchased in class for \$24.

Instructor: Dottie Bettiger, min 8, max 16

Friday, Feb 19, 2010, 9:30 a.m. to 4:30 p.m., Fee \$45

PRAIRIE CLAW

Advanced Beginner to Intermediate

Prairie Claw is a variation of the traditional *Devil's Claw* pattern. It has great visual appeal with dark fabrics contrasted against a white background setting. This quilt is made using the *Square in a Square*® system. During this class, the student will learn the basic square construction consisting of speed piecing, *Option 1™* and *Option 3™* flying geese. These are two of the most utilized triangle units in the system. We will concentrate on three to five blocks in class. *Square in a Square*® ruler and *Square in a Square Book 1* required and may be purchased in class for \$40.

Instructor: Dottie Bettiger, min 8, max 16

Saturday, Feb 20, 2010, 9:30 a.m. to 4:30 p.m., Fee \$ 45

SCULPTING WITH THREADS

Advanced beginner and above

Add an elegant yet understated flair to your quilting. Hand sewing techniques, updated for machine use, provide three-dimensional texture and interest. Some free-motion machine quilting experience is useful but not required. A materials fee of \$22 is payable to the instructor.

Instructor: Nelly Vileikis, min 8, max 16

Tuesday, February 23, 2010, 9:30 a.m. to 4:30 p.m., Fee \$45

SUNSET IN CABOS

All levels

Learn Nelly's techniques for cutting and sewing curves with this 43 x43 inch quilt top. Then learn how to design your quilt to create a fabulous sunset. A pattern and template set fee of \$20 is payable to the instructor.

Instructor: Nelly Vileikis, min 8, max 16

Wednesday, February 24, 2010, 9:30 a.m. to 4:30 p.m., Fee \$45

THE GIFT – STAINED GLASS

All levels

Nelly has adapted this artsy, dynamic design to make a stained glass wall quilt to introduce this appealing appliqué technique using fusible bias tape to “lead” the design. *The Gift* is a great design that can be constructed in any color style. A pattern fee of \$10 is payable to the instructor.

Instructor: Nelly Vileikis, min 8, max 16

Thursday, February 25, 2010, 9:30 a.m. to 4:30 p.m., Fee \$45

MARTHA PULLEN HEIRLOOM QUILT

Advanced Beginner level and above

Learn the following quilt techniques, which can be used in traditional quilting as well as heirloom quilting: Australian Windowpane; Lace Shaping; Sharks Teeth; Gimp Work; Normandy Lace and Madeira Appliqué. Pre-class work required.

Register early.

Instructor: Lucille Abernathy, Min 8, max 16.

Saturday, February 27, 2010, 9:30 a.m. to 4:30 p.m., Fee \$34

FABRIC KRYSTALS

Intermediate level

Learn Nelly's design for combining a few triangle techniques, and strip piecing to construct a quilt reminiscent of colorful church windows. A pattern fee of \$10 is payable to the instructor.


Instructor: Nelly Vileikis, min 8, max 16

Tuesday, March 2, 2010, 9:30 a.m. to 4:30 p.m., Fee \$45

DOUBLE WEDDING RING

Intermediate/Advanced

Learn how to piece one of the best loved traditional American quilts! Marti Michell's template set eliminates common piecing issues, provides options



for the arc style and makes construction enjoyable. Students will determine their own arc style and the size of the quilt they start. Mary's sample combines a variety of the arc styles to help illustrate the many possibilities. Students may purchase a template set for \$38 or rent a set for \$15 during the class.

Instructor: Mary Huey, Min 8, max 16

**Wednesday and Thursday, March 3 & 4, 2010,
9:30 a.m. to 4:30 p.m., Fee \$ 58**

COTTON THEORY COURTHOUSE COMBO

All levels

Create a project using Betty Cotton's latest design and her "quilt first - then assemble" techniques. Choose to make a wall hanging (one block), tote bag (two blocks) or table runner (three blocks). Using a pre-cut kit, you'll make a reversible project with folded dimensional seams. Your kit includes fabric, batting, pattern and thread. Bring sewing machine and basic sewing supplies. Select project when you register. A kit fee is payable to the instructor: Wall Hanging \$19.99 / Tote Bag \$29.99 / Table Runner \$39.99

Instructor: Sue Wilson, min 8, max 16

Tuesday, March 16, 2010, 9:30 a.m. to 4:30 p.m., Fee \$34


WHAT EVER HAPPENED TO THAT PRETTY LITTLE NINE PATCH?

All levels

This quilt lends itself well to scraps. Begin with a simple nine-patch construction but then see what happens when the unit is cut apart and then re-assembled. The light and dark fabrics repeated in the same position of this nine-patch beginning give this quilt consistency and strengthen the design. The eye will naturally seek the darkest and lightest values in this great quilt design.

Instructor: Edith Richmond Dyke, min 8 max 16

Wednesday, March 17 , 2010, 9:30 a.m. to 4:30 p.m., Fee \$45




SCRAP HALF LOG CABIN

All levels

This is a “fabric trade” class! Learn a technique to produce log cabin variation blocks that work best with scrap fabrics rather than “control” fabrics. Learn how to work with values and print types you might not normally have in your collection. Edith will have lots of quilts to illustrate how beautiful and varied this block can be.

Instructor: Edith Richmond Dyke, min 8 max 16

Wednesday, March 18, 2010, 9:30 a.m. to 4:30 p.m., Fee \$45



BEAD BRACELET

All levels

Create a $\frac{3}{4}$ -inch wide luxurious Rivoli beaded bracelet! Work with an Austrian crystal rivoli and design your own bracelet while learning basic bead embroidery stitches that will look like you spent a fortune for it. A supply kit fee of \$35 is payable to the instructor and includes needles, thread and choice of beads (red, blue or golden browns).

Instructor: Mary Ann Weber, min 8 max 16

Thursday, March 24, 2010, 9:30 a.m. to 4:30 p.m., Fee \$34